



**HAL**  
open science

## Inhalation boosts perceptual awareness and decision speed

Ludovic Molle, Alexandre Coste, C. E Benoit, Gerard Derosiere, Stefan Janaqi, S. Perrey, Arnaud Dupeyron

► **To cite this version:**

Ludovic Molle, Alexandre Coste, C. E Benoit, Gerard Derosiere, Stefan Janaqi, et al.. Inhalation boosts perceptual awareness and decision speed. Congrès ostéopathique IRFO - RFO - ITO, Sep 2023, Toulouse, France. 2023. hal-04231184

**HAL Id: hal-04231184**

<https://imt-mines-ales.hal.science/hal-04231184v1>

Submitted on 9 Oct 2023

**HAL** is a multi-disciplinary open access archive for the deposit and dissemination of scientific research documents, whether they are published or not. The documents may come from teaching and research institutions in France or abroad, or from public or private research centers.

L'archive ouverte pluridisciplinaire **HAL**, est destinée au dépôt et à la diffusion de documents scientifiques de niveau recherche, publiés ou non, émanant des établissements d'enseignement et de recherche français ou étrangers, des laboratoires publics ou privés.



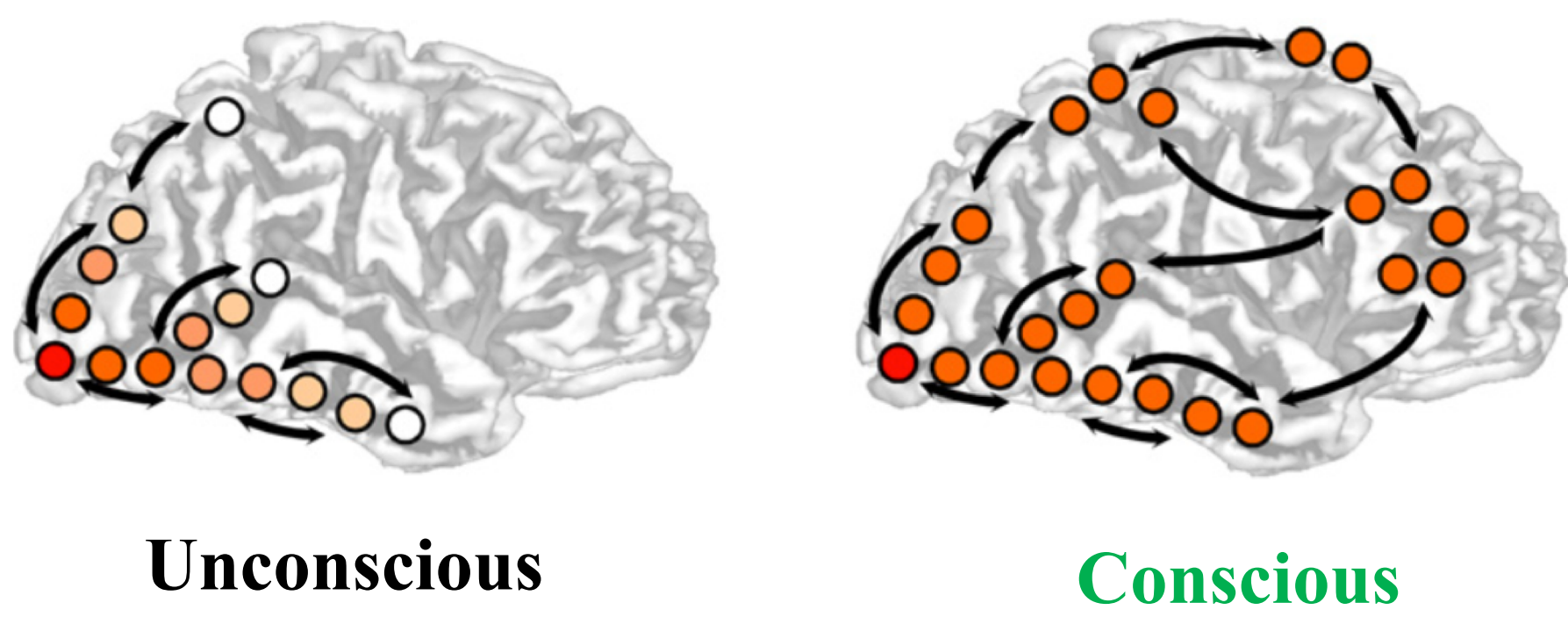
Distributed under a Creative Commons Attribution 4.0 International License



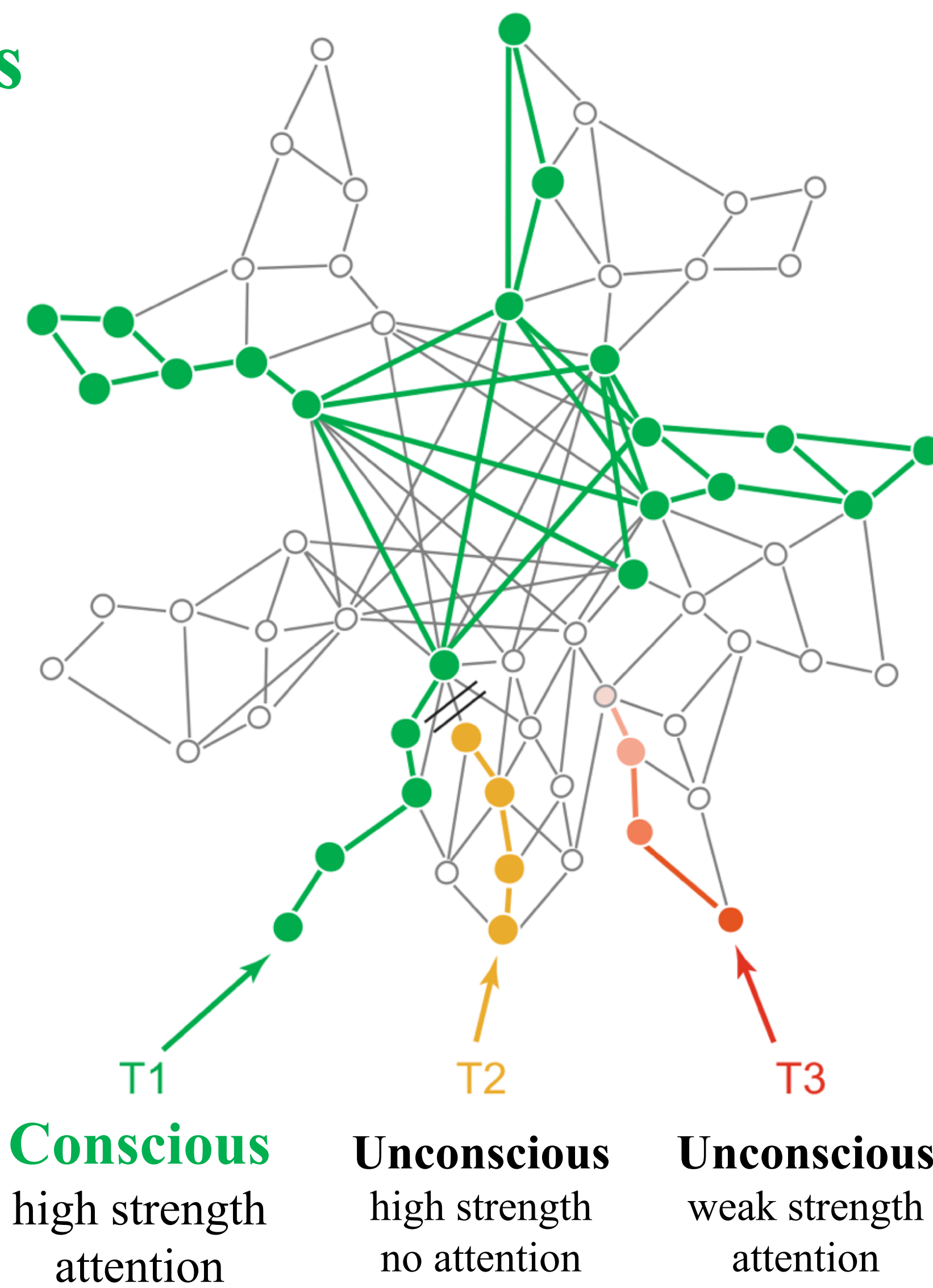
# Inhalation boosts perceptual awareness and decision speed

L. Molle<sup>1,2\*</sup>, A. Coste<sup>1</sup>, C-E Benoit<sup>3</sup>, G. Derosiere<sup>4,5</sup>, S. Janaqi<sup>1</sup>, S. Perrey<sup>1</sup>, A. Dupeyron<sup>1,6</sup>

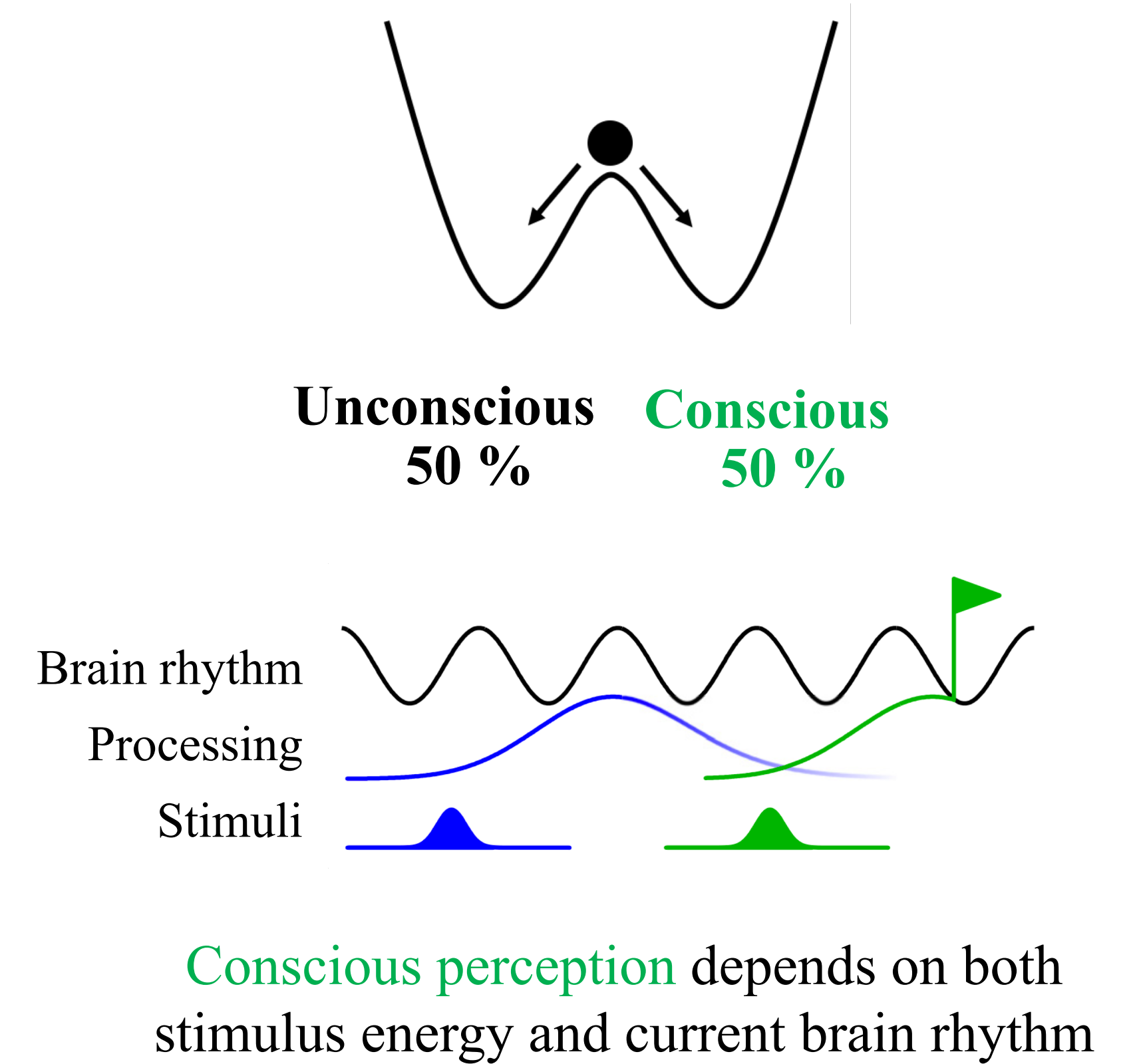
## 1 The neuroscience of consciousness



**Global Neuronal Workspace**  
Bifurcation in neural dynamics  
Non-linear "ignition"

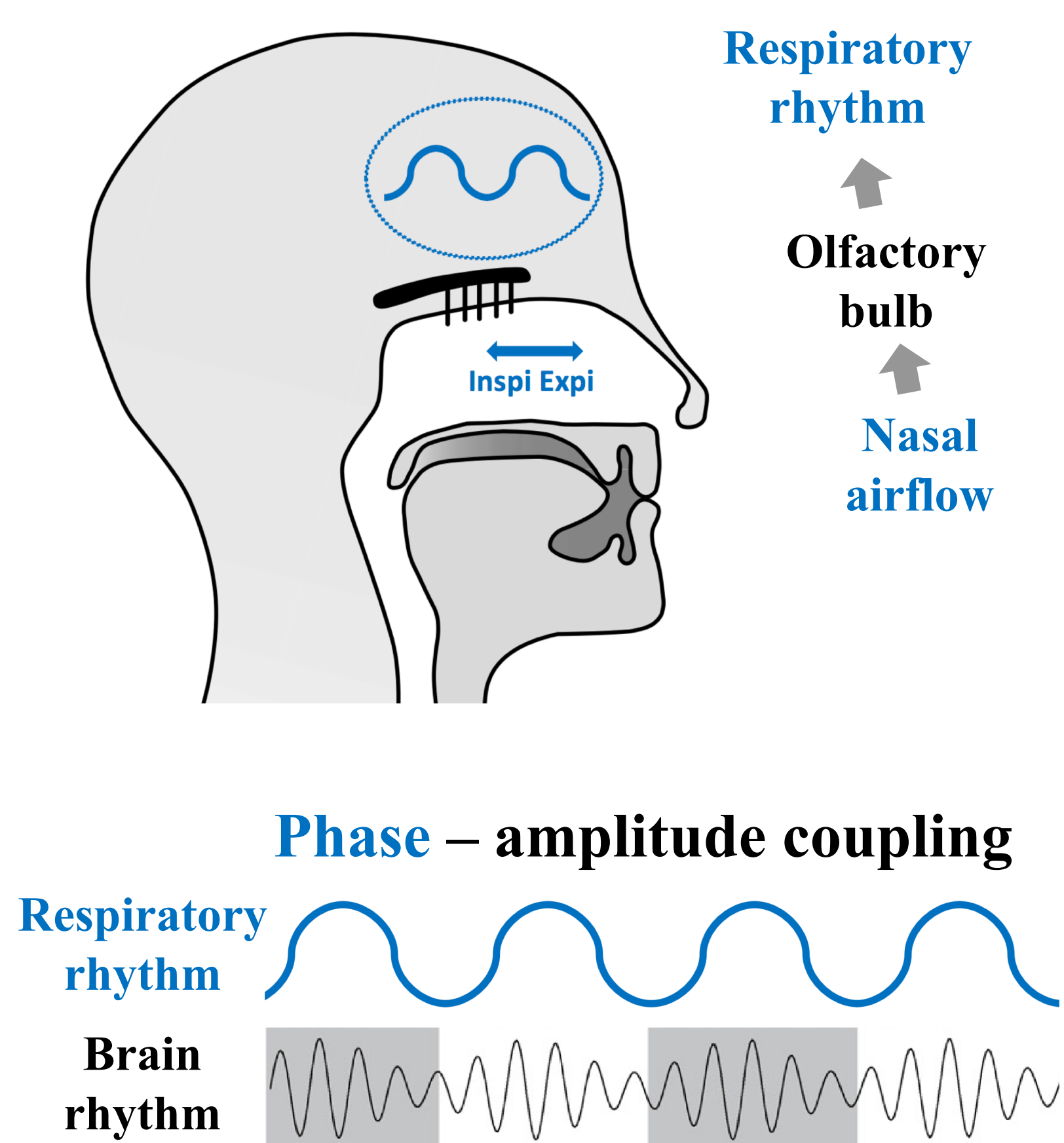


**The contrastive method**  
Bistability at the conscious threshold



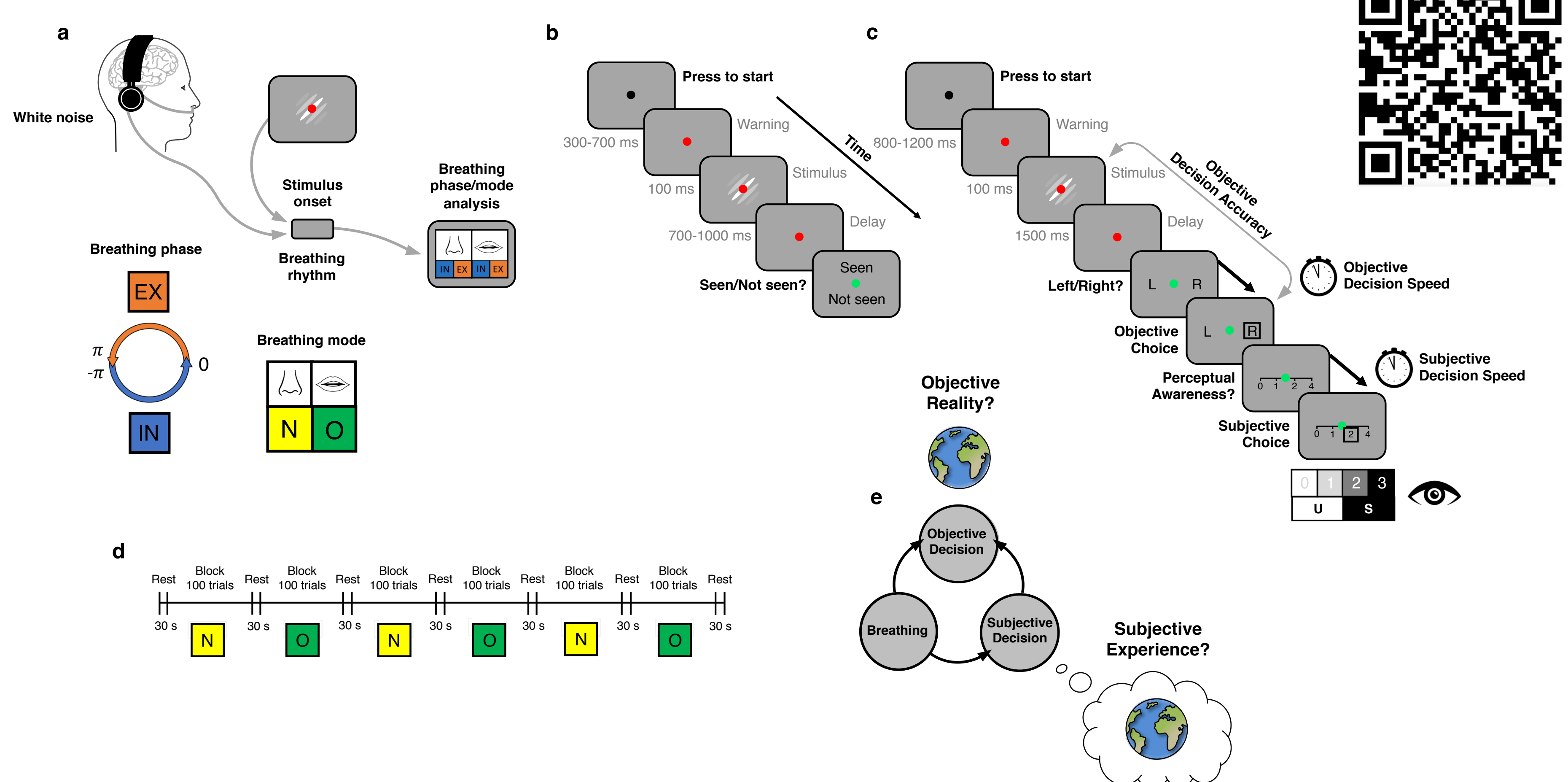
[1 - 5]

## 2 The neuroscience of breathing

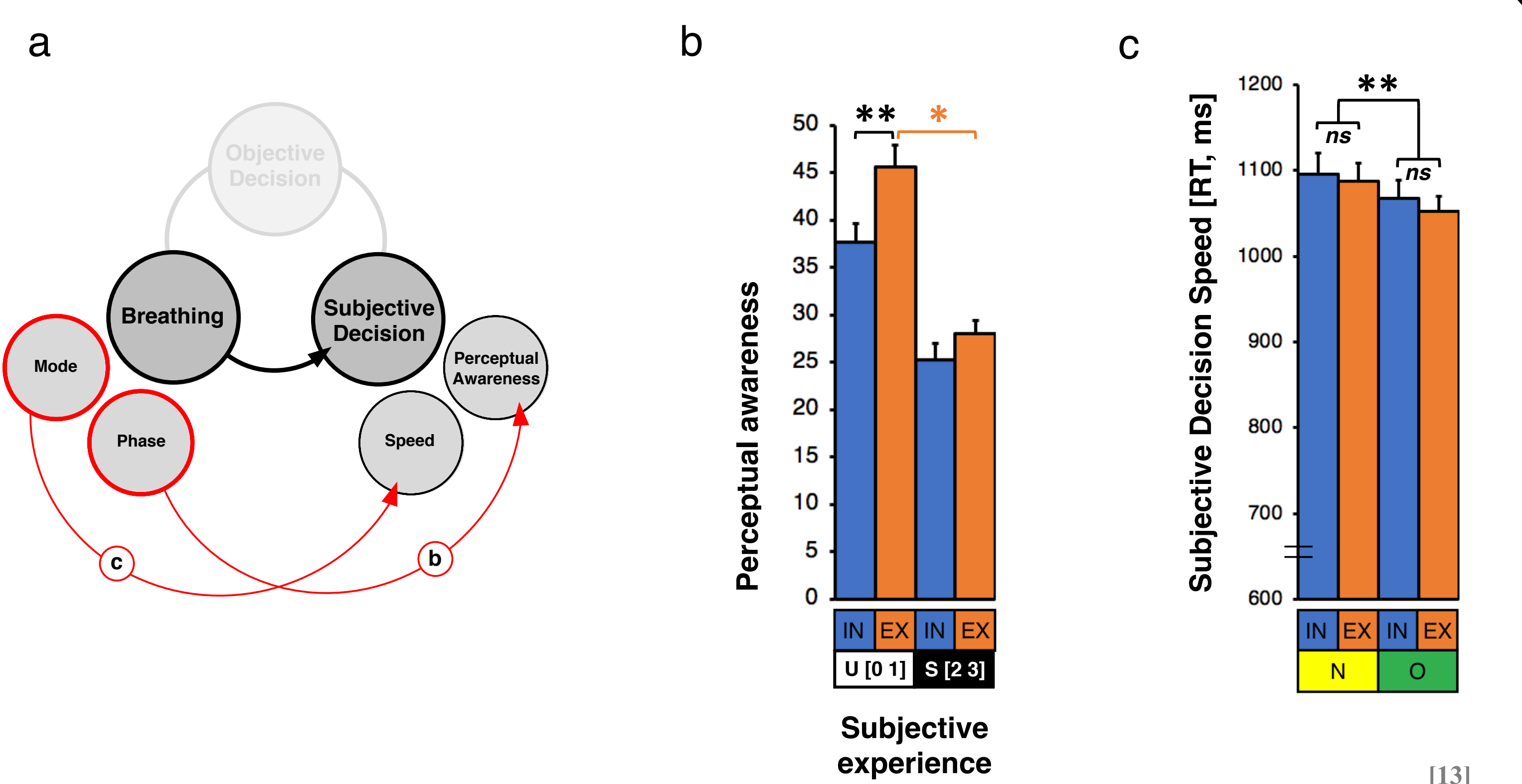


[8 - 12]

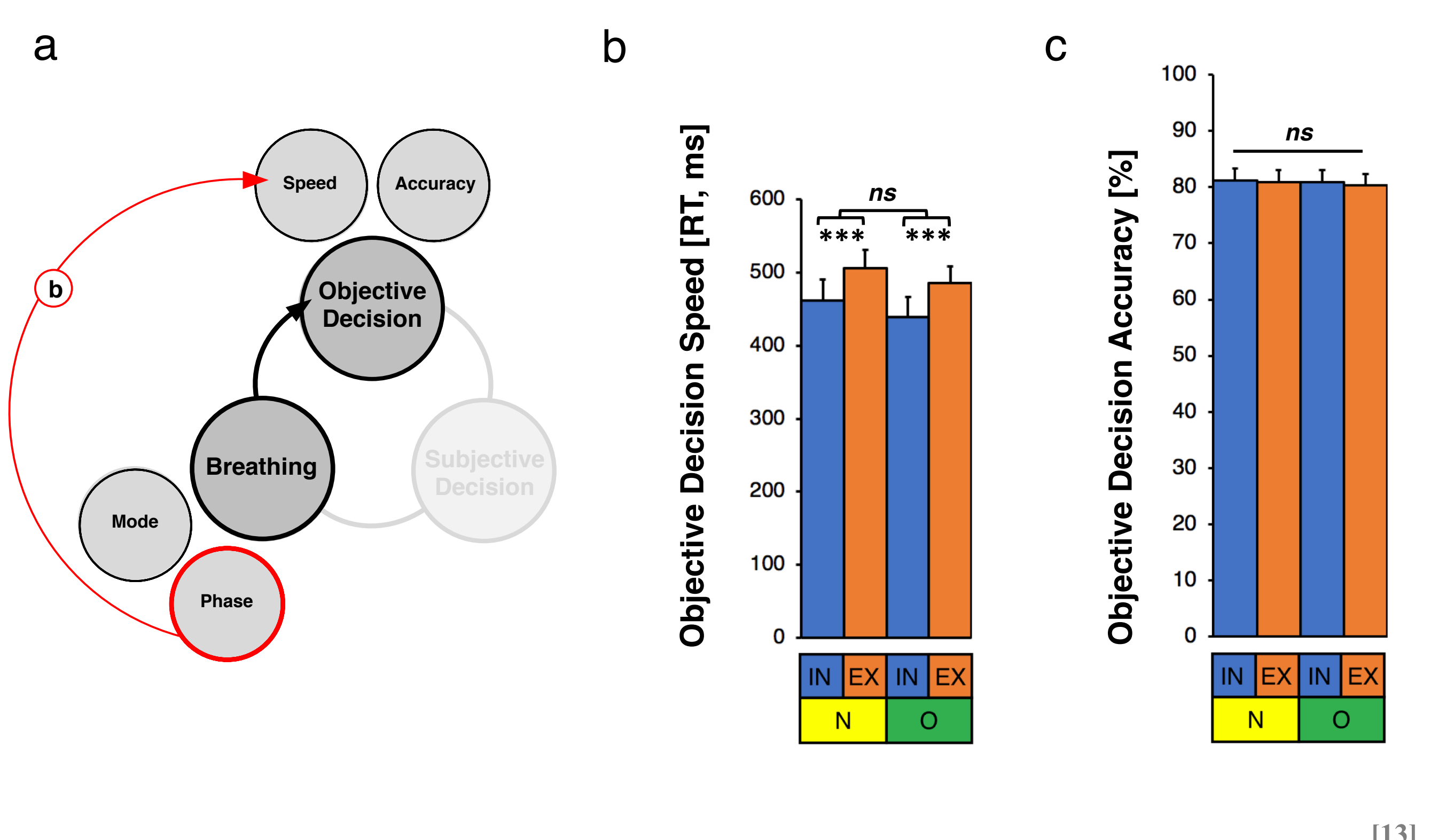
## 3 Experimental design and results



[13]



[13]



[13]

**Figure 1. Inhalation improves perceptual awareness, without affecting subjective decision speed.**

a, The effect of breathing mode and phase on perceptual awareness and subjective decision speed. Red arrows indicate the significant effects observed. b, Perceptual awareness (i.e., average number of subjective choices) as a function of breathing phase by subjective experience. The black asterisk indicates a significant difference in the occurrence of "unseen" following stimuli presented during inhalation versus exhalation. The orange asterisk indicates a significant difference between the occurrence of "unseen" and "seen" following stimuli presented during exhalation. For clarity, as we found no significant effect of breathing mode on perceptual awareness, we pooled nasal and oral modes together on the figure. c, Subjective decision speed (i.e., mean subjective RT) as a function of breathing mode and phase.

**Figure 2. Inhalation speeds up objective decision-making, without affecting accuracy.**

a, The effect of breathing mode and phase on objective decision speed and accuracy. The red arrow indicates the significant effects observed. b, Objective decision speed (i.e., mean objective RT) as a function of breathing mode and phase. c, Objective decision accuracy (mean percentage of correct objective choices) as a function of breathing mode and phase.

IN, inhale; EX, exhale; N, nasal; O, oral; RT, response time; U, unseen; S, seen; ns, not significant. \* $p < 0.05$ , \*\* $p < 0.01$ , \*\*\* $p < 0.001$ . Error bars represent standard errors (SE) of the means.

[1] Dehaene et al., *Science* (2017)

[2] Dehaene et al., *TICS* (2006)

[3] Dehaene & Changeux, *Neuron* (2011)

[4] Del Cul et al., *PLoS Biology* (2009)

[5] VanRullen, *TICS* (2016)

[6] Zelano et al., *J Neurosci* (2016)

[7] Jensen & Colgin, *TICS* (2007)

[8] Tort et al., *Trends Neurosci* (2018)

[9] Boyadzhieva and Kayhan, *Frontiers in Neurosci* (2021)

[10] Allen et al., *Psychological Review* (2023)

[11] Molle and Benoit., *J Neurosci* (2019)

[12] Molle and Coste., *J Neurophysiol* (2022)

[13] Molle et al., *J Neurophysiol* (2023)

DOI: 10.1152/jn.00492.2022

<sup>1</sup>EuroMov Digital Health in Motion, Univ Montpellier, IMT

Mines Alès, Montpellier, France

<sup>2</sup>Institut Toulousain d'Ostéopathie, IRFO, Toulouse, France

France

\*Correspondence: ludovic.molle@umontpellier.fr

<sup>3</sup>Univ Lyon, University Claude Bernard Lyon 1, Inter-University

Laboratory of Human Movement Biology, EA 7424, 69 622,

Villeurbanne, France

<sup>4</sup>Institute of Neuroscience, Laboratory of Neurophysiology,

Université catholique de Louvain, Brussels, Belgium

<sup>5</sup>Lyon Neuroscience Research Center - Impact team Inserm

U1028 - CNRS UMR5292, Lyon 1 University, Bron, France

<sup>6</sup>Department of Physical Medicine and Rehabilitation, Nîmes

University Hospital, Univ Montpellier, Nîmes, France